



Rear-facing car seats

Per Nebraska law children from birth to age 2 should always ride in a rear-facing car seat.

Infant-only seats can only be used rear-facing and designed for newborns. Most babies outgrow their infant seats before their first birthday.

About 5 up to 35 pounds & 26 to 35 inches

Always check manufacturers label

Convertible and all-in-one car seats typically have higher height and weight limits for the rear-facing position, allowing you to keep your child rear-facing for a longer period of time.

About 40-50 pounds or max height for model.

Always check manufacturers label

1-3 years

Keep your child rear-facing as long as possible. It's the best way to keep him or her safe. Your child should remain in a rear-facing car seat until he or she reaches the top height or weight limit allowed by your car seat's manufacturer. Once your child outgrows the rear-facing car seat, your child is ready to travel in a forward-facing car seat with a harness and tether.



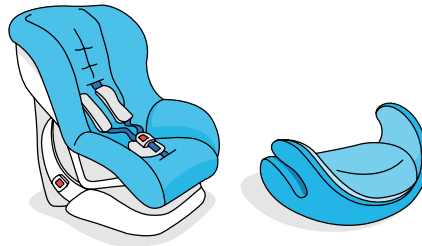
Forward-facing car seats

2-3 years (per Nebraska law)

Keep your child rear-facing as long as possible. It's the best way to keep him or her safe. Your child should remain in a rear-facing car seat until he or she reaches the top height or weight limit allowed by your car seat's manufacturer. Once your child outgrows the rear-facing car seat, your child is ready to travel in a forward-facing car seat with a harness and tether.

About 40-50 pounds or max height for model.

Always check manufacturers label

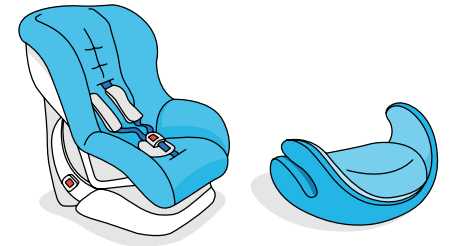


4-7 years

Keep your child in a forward-facing car seat with a harness and tether until he or she reaches the top height or weight limit allowed by your car seat's manufacturer. Once your child outgrows the forward-facing car seat with a harness, it's time to travel in a booster seat, but still in the back seat.

About 40 to 65 pounds or max height for model.

Always check manufacturers label




Booster seat

Positions the seat belt so that it fits properly over the stronger parts of your child's body.

4-7 years

Keep your child in a forward-facing car seat with a harness and tether until he or she reaches the top height or weight limit allowed by your car seat's manufacturer. Once your child outgrows the forward-facing car seat with a harness, it's time to travel in a booster seat, but still in the back seat.

Seat belt



8-12 Years

Keep your child in a booster seat until he or she is big enough to fit in a seat belt properly. For a seat belt to fit properly the lap belt should lie across the upper thighs and be snug across the shoulder and chest to restrain your child safely in a crash. It should not rest on the stomach area or across the neck or face.

About 4 feet 9 inches in height. Remember: your child should still ride in the back seat because it's safer there.



SMC's Certified Car Seat Technician
Kelsey FoeHLinger, LPN
402 443-4191

Did you know?

- A child's body heats up three to five times faster than an adult's body.
- Heatstroke deaths have been recorded in 11 months of the year in nearly all 50 states.
- More than half of heatstroke deaths occurred when a distracted caregiver forgot a quiet child was in the vehicle.

Take action

Reduce the number of deaths from heatstroke by remembering to ACT.

A: Avoid heatstroke-related injury and death by never leaving your child alone in a car, not even for a minute. And make sure to keep your car locked when you're not in it so kids don't get in on their own.

C: Create reminders by putting something in the back of your car next to your child such as a briefcase, a purse or a cell phone that is needed at your final destination. This is especially important if you're not following your normal routine.

T: Take action. If you see a child alone in a car, call 911. Emergency personnel want you to call. They are trained to respond to these situations. One call could save a life.

Get a snug fit

Wearing bulky clothes or winter coats can prevent a snug fit of the harness. You might think your child is securely snug in the seat when in fact the harness is not tight because there is so much air in the jacket. Adjust the harness while your child's coat is off, then put the coat back on and rebuckle. The harness may be tight, but it will fit properly.

Safety tip

Be wary of toys in the car. Choose toys that are soft and will not hurt your child in a crash. Secure any loose objects in the car. Any object can become a projectile in a crash!

Nebraska Child Safety

Restraint Law (effective January 1, 2019)

- All children up to age 8 must ride correctly secured in a federally-approved child safety seat.
- Children ride rear-facing until up to age 2 or until they reach the upper weight or height limit allowed by the car seat's manufacturer.
- Children under age 8 must ride in the back seat, as long as there is a back seat equipped with a seatbelt and is not already occupied by other children under 8 years of age.
- Children ages 8-18 must ride secured in a safety belt or child safety seat (booster seat).
- Childcare providers must transport all children securely in an appropriate federally-approved child safety seat or safety belt.
- Children up to age 18 are prohibited from riding in cargo areas.
- Violation carries a \$25 fine plus court costs and 1 point is assessed against the operator's driving record. (Statute # 60-6,267)

Resources:

The Ultimate Car Seat Guide <https://ucsg.safekids.org/>

National Highway Traffic Safety Administration <https://www.nhtsa.gov/carseat>

Nebraska Department of Transportation Highway Safety Office <https://dot.nebraska.gov/safety/hso/>

American Academy of Pediatrics

healthychildren.org

<https://www.aap.org/en-us/Pages/Default.aspx>

Car Seat Guide



Saunders
MEDICAL CENTER
Be Well.



NDOT
Highway Safety Office

 **U.S. Department
of Transportation**

 **NHTSA**

**SAFE
K:DS**
NEBRASKA